

Southern Rural Development Center

Southern Association of Agricultural Experiment
Station Directors Meeting

April 2016

St. Thomas, Virgin Islands



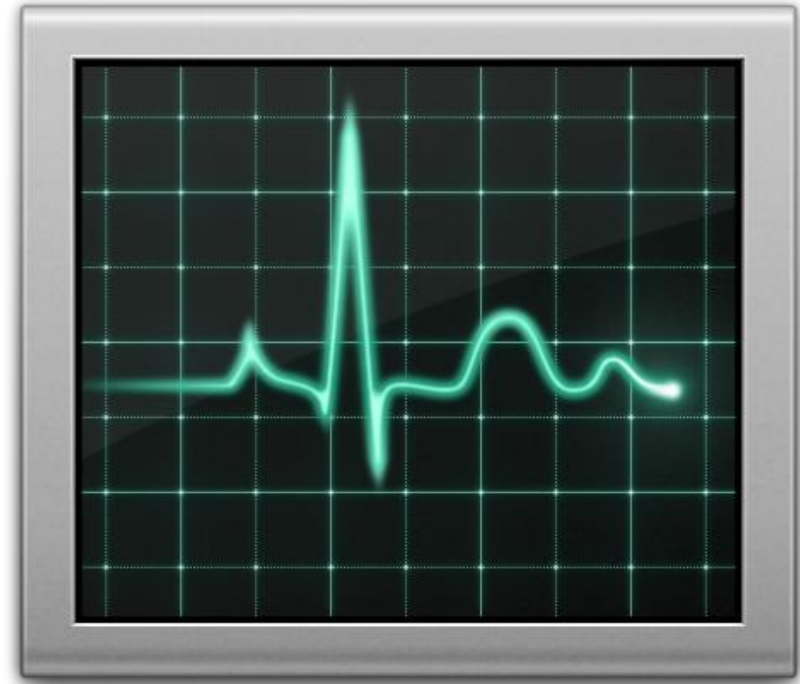
A Report on SRDC's Activities and Direction

- Status Report
- Experiment Station Directors Perspectives and Preferences
- Future Directions and Collaborators



Status Report

- Turning the Tide on Poverty
- Stronger Economies Together (SET)
- Leadership in Economic Alliance Development (LEAD)
- Local Foods
- CRD Indicators
- Partnerships



Turning the Tide on Poverty Research

Community
Development
Society Journal:
Special Issue
April 2016

- History, theoretical frameworks, and methods
- Sustainability of community engagement in economically distressed communities
- Community climate in economically distressed rural communities
- Cooperative Extension Service role in the initiative
- Documenting Impacts through Ripple Effect Mapping
- Community champions and community coaches as critical elements of success in turning around economically distressed communities
- Perceptions of leaders and leadership in economically distressed communities.

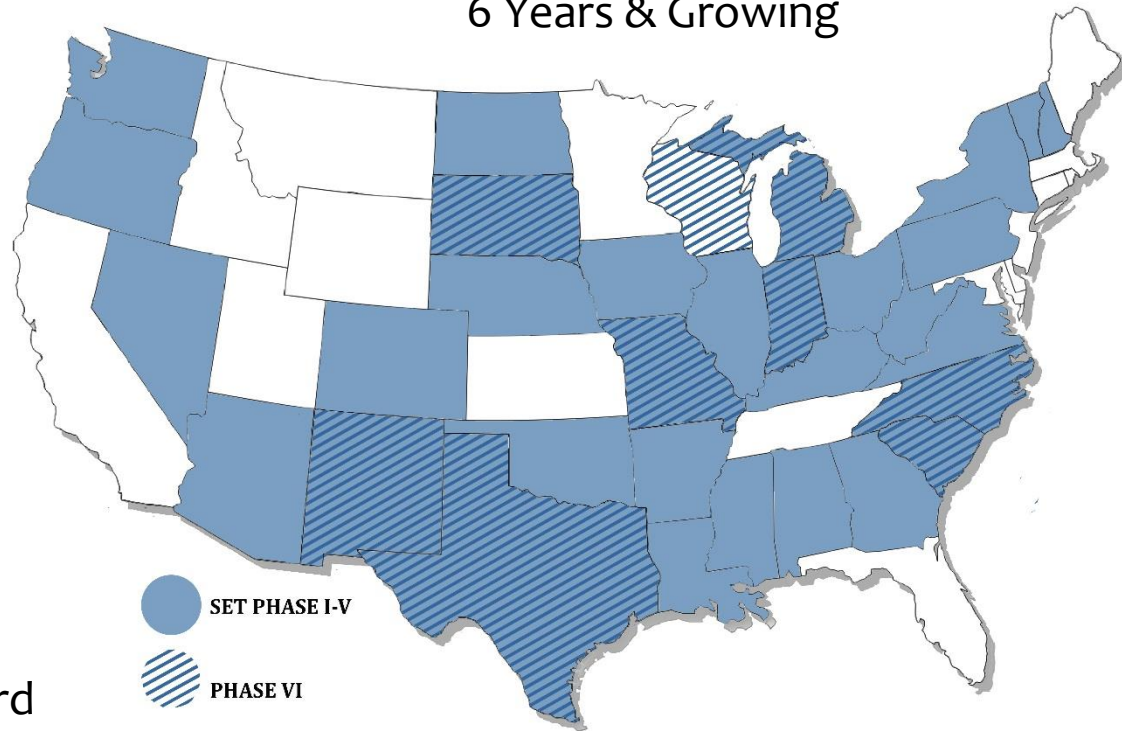


Stronger Economies Together

Stronger Economies Together:
6 Years & Growing



NIFA Partnership Award
Recipient
October 2015



Leaders in Economic Alliance Development (LEAD)

- Seven Pilots: IL, LA, NC, OK, MO, MS, VA
- 4 Steps:
 - Identify Partners
 - Prepare for Civic Forum
 - Conduct Forum
 - Develop a Plan of Action



Local Food Systems in the South

- December 2014 – Think Tank meeting with Research & Extension
- Jan-March 2015 - Database of Southern Region Extension & Research (N=279)
- March – April 2015 - Survey of LGU faculty in database
- June 2015 - Resource guide expanded
- August 2015 – Southern regional convening
- January 2016 - AFRI Grant \$150,000
- May, 2016 – Pre-SERA Meeting



SERA - Local Food Systems

SERA -draft objectives:

- Form learning communities
- Advance the resource repository
- Strengthen capacity for gathering impact data
- Explore organizational structures across the South
- Identify the “Top 10” pressing issues



CRD Indicators - Measuring Impacts

Regional Impact Indicators	FY2015	FY2015 Universities	FY2014	FY2014 Universities
Dollar value of grants generated by organizations or communities	\$120,670,027	9	\$17,264,830	12
Dollar value of other in-kind resources contributed by organization or community	\$590,250	7	\$6,417,506	8
Number of plans (new or revised) adopted and that have begun to be implemented in community, agency, local government, business or disaster.	317	9	320	11
Number of participants who report new leadership roles and opportunities undertaken	3,688	8	3,475	10
Number of businesses created, retained, or expanded	57	7	54	5
Number of jobs created/retained	9,619	7	1490	7
Number of new alliances or networks formed through some type of formal agreement or MOU	48	6	new measure	n/a
Estimated effort (Number of FTE's)	62.41	9	82.63	12

Partnerships

- Rural Development
- Agricultural Marketing Service
- Forestry Service
- Robert Wood Foundation
- Southern SARE



Experiment Station Directors Perspectives and Preferences

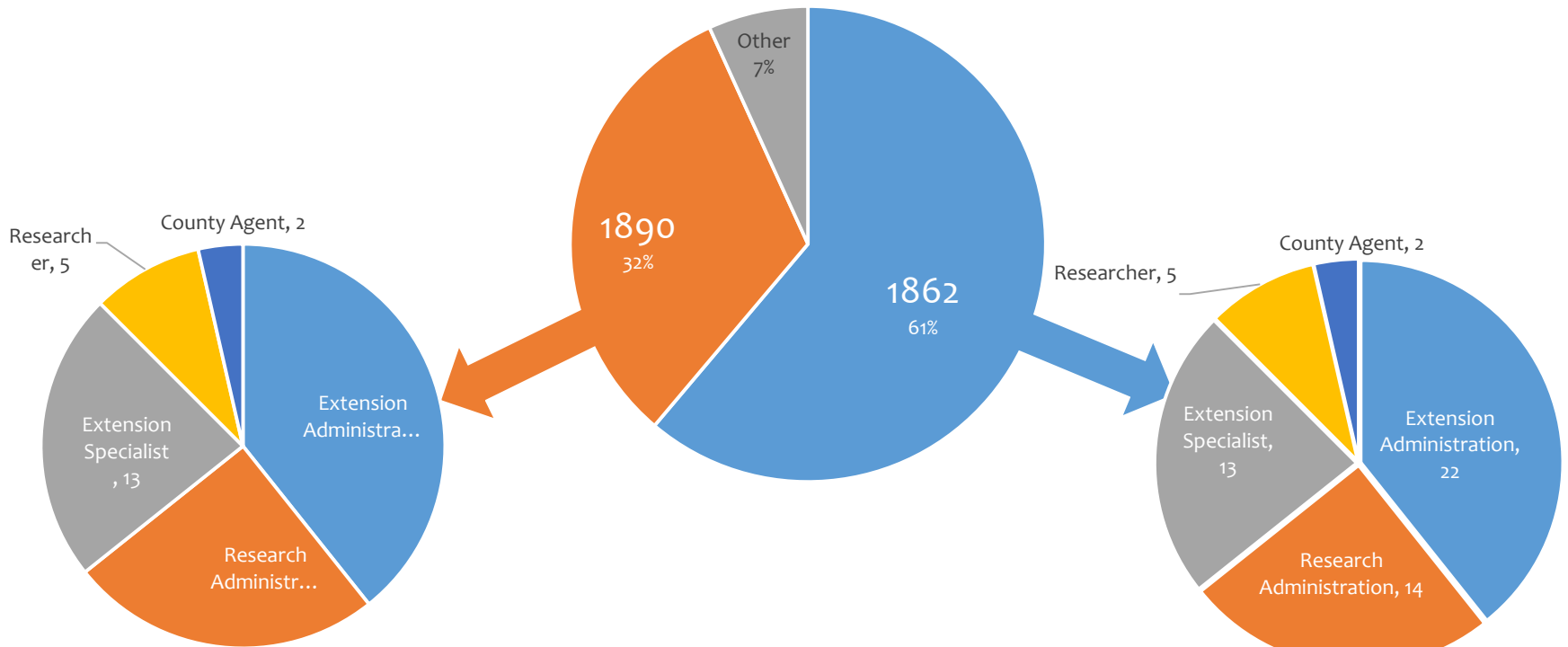


Priorities

- Economic Development
- Education & Workforce Development
- Entrepreneurship
- Health & Nutrition
- Local & Regional Food Systems
- Financial Capital Resources
- Public Services & Infrastructure
- Information Technologies
- Leadership & Governance
- Economic/Social Inequality and Poverty
- Natural & Environmental Resources Management
- Citizen Participation
- Disaster Management
- Housing
- Population Change




Who Responded?



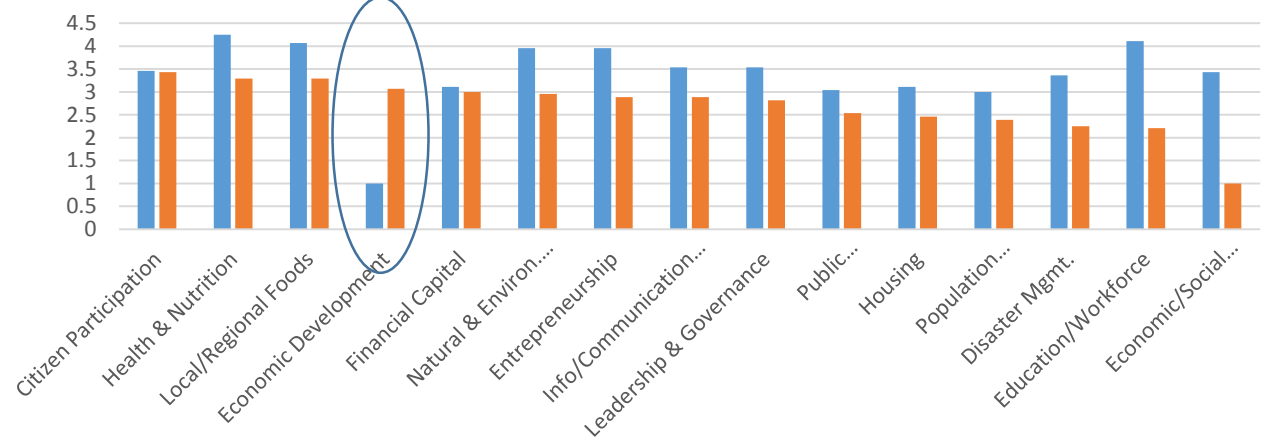
Ranked Rural Development Priorities

All Respondents Ranking	Extension Admin. Rankings	Research Admin. Rankings	1862 LGU Rankings	1890 LGU Rankings
1. Economic Development	1	1	1	1
2. Education & Workforce Development	2	2	2	2
3. Health & Nutrition	3	4	3	3
4. Entrepreneurship	5	3	4	6
5. Economic/Social Inequality & Poverty	9	10	7	5
6. Leadership & Governance	6	9	5	8
7. Financial Capital Resources	8	6	8	4
8. Public Services/Public Infrastructure	7	7	6	9
9. Local & Regional Food Systems	4	5	9	7



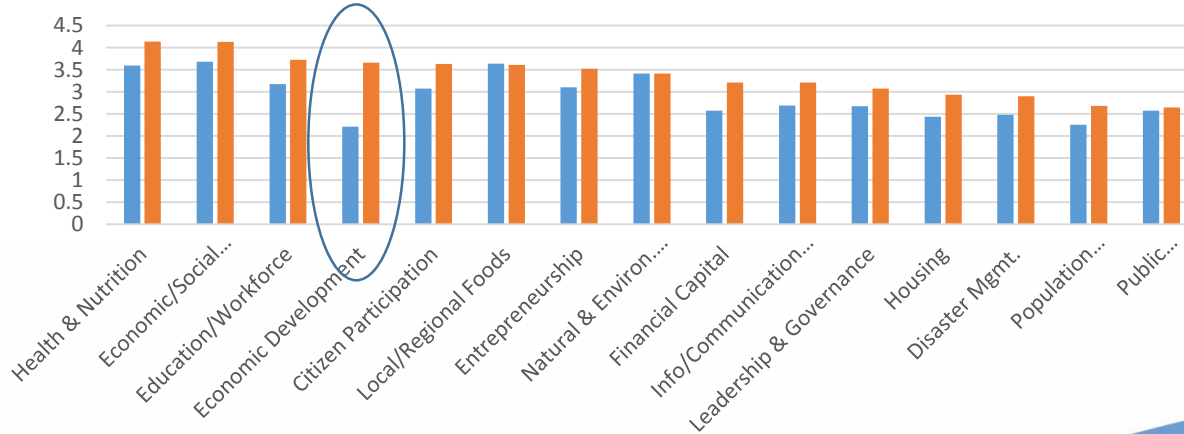
Current Capacity & Interest in Expanding

Current Capacity & Interest in Expanding: 1862



■ Current Capacity ■ Interest in Expanding

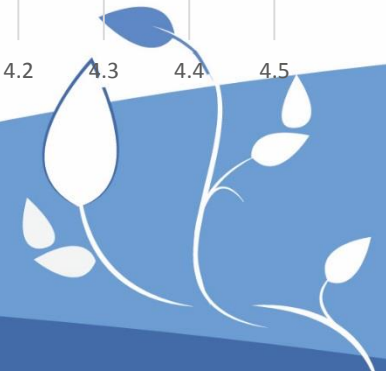
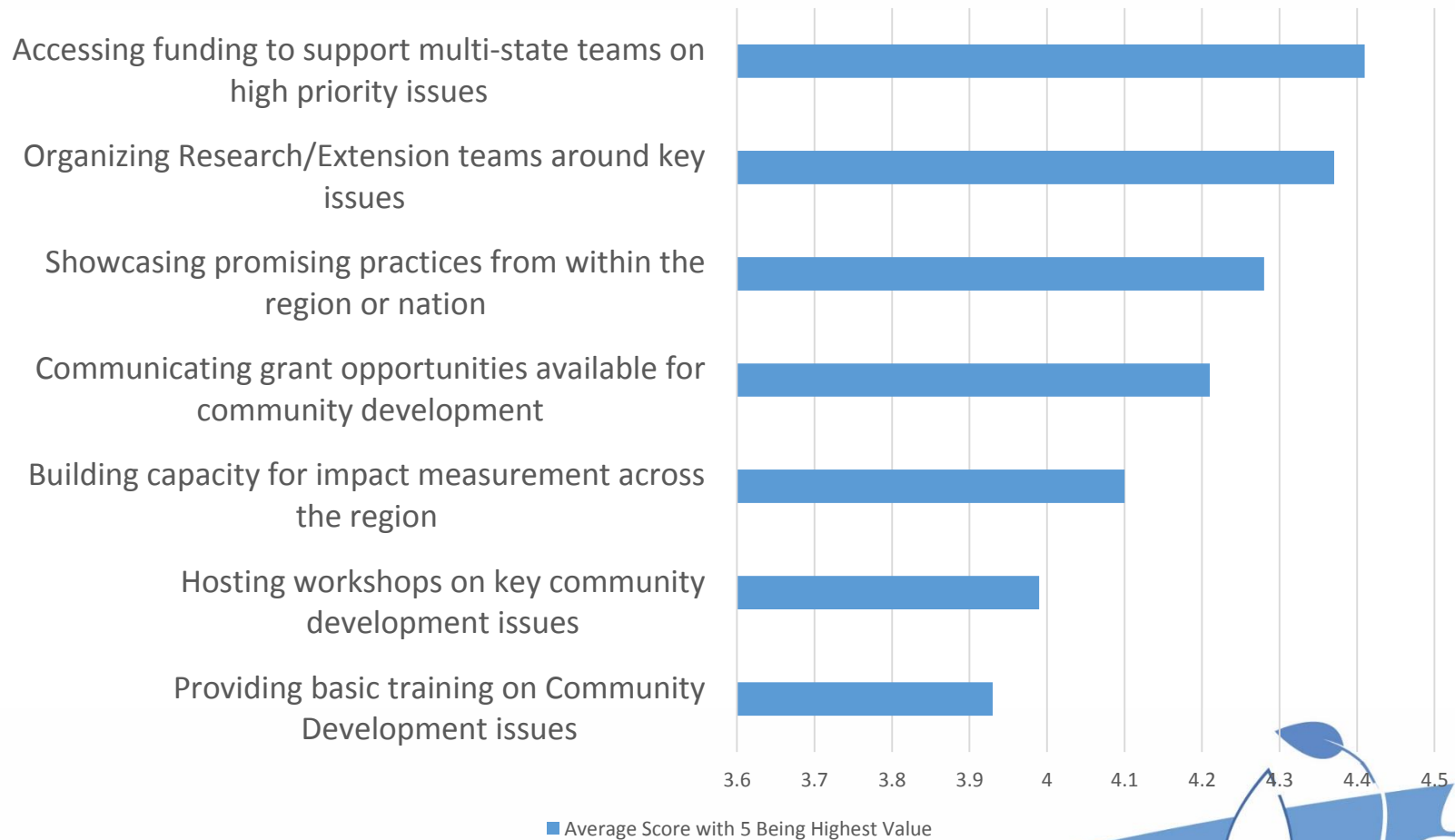
Current Capacity & Interest in Expanding: 1890



■ Current Capacity ■ Interest in Expanding



Value of Potential & Existing SRDC Efforts



Future Directions and Collaborators Reactions



Future Directions Collaborators

- Economic Development
 - Local Foods
 - Civic Engagement
 - Recreation Development
 - Education & Workforce Development
 - Rural Health
 - Nutrition
 - Housing
- USDA – RD
 - USDA – NIFA, AMS, RD
 - USDA – RD
 - USDA – RD & Forest Service
 - USDA – RD
 - SAMHSA
 - USDA – SNAP
 - USDA -RD



Dr. Steve Turner

Steve.turner@msstate.edu

662-325-2049

Rachel Welborn

Rachel.welborn@msstate.edu

662-325-5885

