




SAAES/ASRED

Joint Meeting

April 7, 2015

Discussion Agenda

- FY 2015 Recap & FY 2016 Budget Request
- FY 2016 Appropriations Priority Requests




A close-up photograph of a hand reaching down to touch a stalk of grain in a field. The sun is low on the horizon, creating a bright lens flare effect. The text is overlaid on the image.

FY 2015 Recap and FY 2016 Budget Request

FY 2015 Recap


Land-Grant NIFA Priorities (\$Millions)

Priority	F Y 14 - Enacted	FY 15 - Enacted
Smith-Lever 3(b)-(c)	300.000	300.000
Hatch-Act	243.701	243.701
Evans-Allen (1890s Research)	52.485	52.485
1890 Institutions Extension	43.920	43.920
McIntire-Stennis Cooperative Forestry	33.961	33.961
1994 Research & Extension	6.247	6.247
Agriculture and Food Research Initiative	316.409	325.000
Total	996.723	1,005.314




FY 2015 Recap

- NIFA saw wins in FY 2015, receiving \$786,874,000 in funding for research and education activities and \$471.7 million for extension activities.
- In total, our funding level increased by \$11.846 million compared to FY 2014.
- Overall, funding for our priorities increased by \$8.591 million.



FY 2016 Budget Request


- President Obama released his FY 2016 budget request with a top-line increase of \$213 million for NIFA.
- The President proposed \$20 million for new competitive capacity programs. Under this proposal, a portion of Evans-Allen, Hatch Act, Smith-Lever, and 1890's Extension for Research programs would be made available for competitively awarded grants.
- Innovation Institutes
- AFRI
- 1890's (Central State University offset)



FY 2016 Budget Request

Land-Grant NIFA Priorities (\$Millions)

Priority	FY 15 - Enacted	President's Request
Smith-Lever 3(b)-(c)	300.000	304.000
Hatch-Act	243.701	256.201
Evans-Allen (1890s Research)	52.485	60.500
1890 Institutions Extension	43.920	49.350
McIntire-Stennis Cooperative Forestry	33.961	33.961
1994 Research & Extension	6.247	6.638
Agriculture and Food Research Initiative	325.000	450.000
Total	1,005.314	1,160.650




A close-up photograph of a hand reaching down to touch a stalk of grain in a field. The sun is low on the horizon, creating a bright lens flare effect. The text "FY 2016 Appropriations Priority Requests" is overlaid on the image in a bold, black, serif font.

FY 2016 Appropriations Priority Requests


Secrets of Success

- Fair/transparent priority setting
- Reasonable requests
 - Number of programs (lines)
 - Magnitude of both individual and total requests
- Year-over-year consistency
- Find/nurture champions




Secrets of Success (cont.)

- Heed champion's advice (AFRI)
- Unified system advocacy (use one song sheet)
- Engage CARET and stakeholders




Room for Improvement

- Still a few rogue elephants
- Still too many lines to protect
- Stakeholder engagement could be better
- But, overall, we're in a good place




FY 2016 NIFA Priorities

- Ag and Food Research Initiative
- 1862s (Hatch, Smith-Lever)
- 1890s (Evans-Allen, Extension)
- 1994s Research and Extension
- McIntire-Stennis Coop. Forestry



FY 2016 NIFA Priorities

- Ag and Food Research Initiative - \$450 Million
- Hatch Act - \$256.201 Million
- Smith-Lever - \$304 Million
- Evans-Allen - \$60.5 Million
- 1890s Extension - \$49.35 Million
- 1994s Research and Extension - \$9.247 Million
- McIntire-Stennis Coop. Forestry - \$35.5 Million



Questions?

